

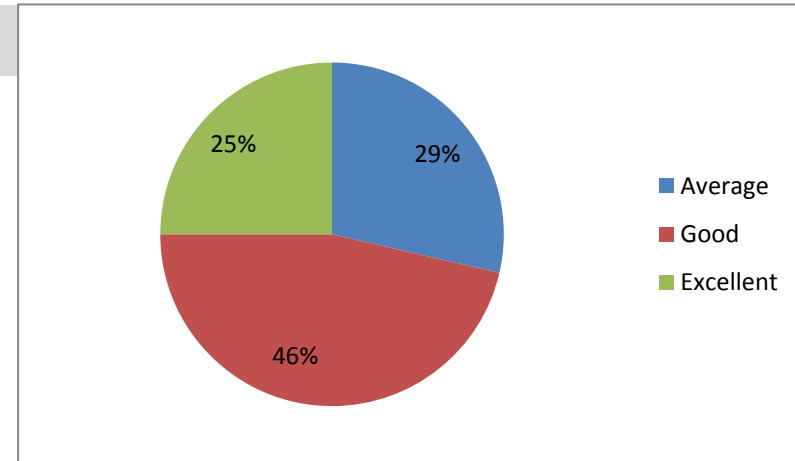
## Regional Procurement Customer Satisfaction Survey- Supplier Feedback 2014

28 Suppliers responded to this Survey.

### 1. How would you rate the Regional Procurement Tender Process?

**Answers**

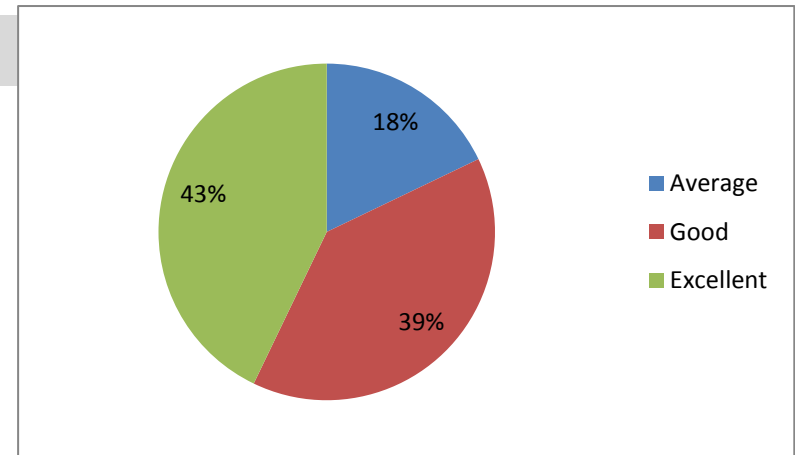
Average	28.6%
Good	46.4%
Excellent	25.0%



### 2. How would you rate our level of professionalism?

**Answers**

Average	17.9%
Good	39.3%
Excellent	42.9%



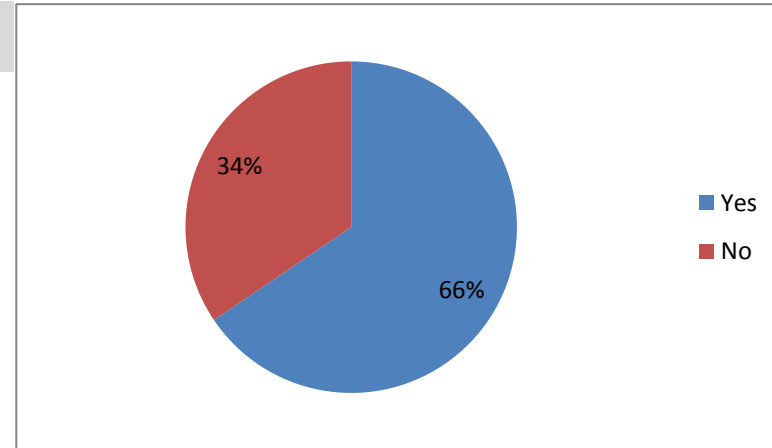
## Regional Procurement Customer Satisfaction Survey- Supplier Feedback 2014

28 Suppliers responded to this Survey.

### 3. Is the Regional Procurement website meeting your needs?

#### Answers

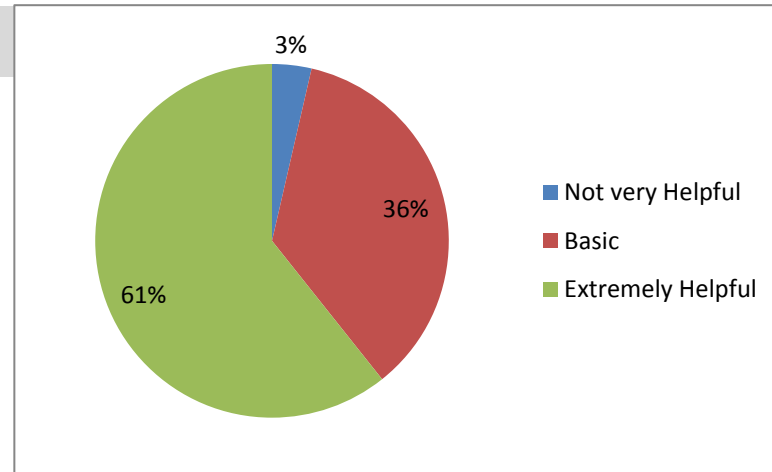
Yes	67.9%
No	35.7%



### 4. How would you rate the level of assistance provided to you by our staff members?

#### Answers

Not very Helpful	3.6%
Basic	35.7%
Extremely Helpful	60.7%



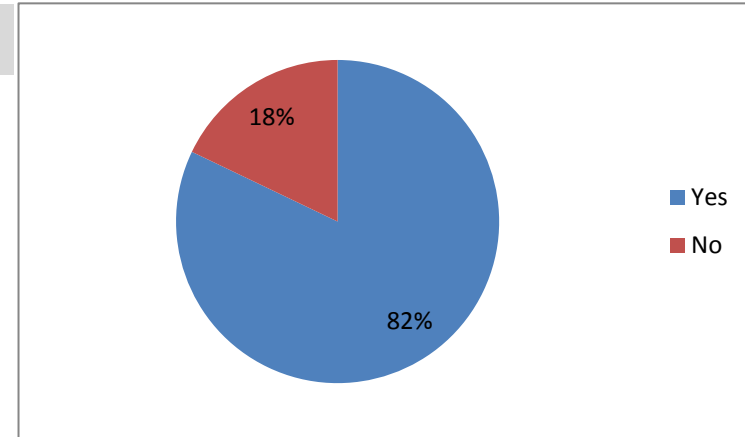
## Regional Procurement Customer Satisfaction Survey- Supplier Feedback 2014

28 Suppliers responded to this Survey.

### 5. Is the correspondence Regional Procurement provides you relevant?

#### Answers

Yes	82.1%
No	17.9%



### 6. How would you rate your overall experience with Regional Procurement?

#### Answers

Average	Average	25.0%
Good	Good	42.9%
Excellent	Excellent	32.1%

