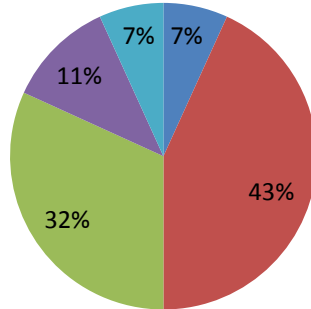




# Supplier Feedback Survey 2013

## 1. How well do our tender documents describe our requirements?

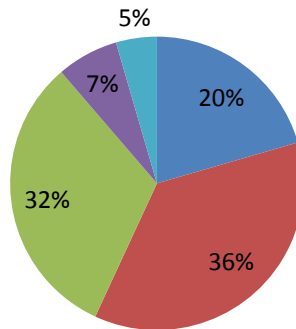
Answer Options	Response Percent
Extremely well	6.8%
Very well	43.2%
Moderately well	31.8%
Slightly well	11.4%
Not at all well	6.8%



- Extremely well
- Very well
- Moderately well
- Slightly well
- Not at all well

## 2. How would you rate the level of assistance provided to you by the Regional Procurement team?

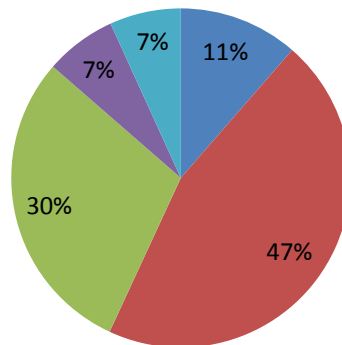
Answer Options	Response Percent
Extremely helpful	20.5%
Very helpful	36.4%
Moderately helpful	31.8%
Slightly helpful	6.8%
Not at all helpful	4.5%



- Extremely helpful
- Very helpful
- Moderately helpful
- Slightly helpful
- Not at all helpful

## 3. How well do we communicate with you?

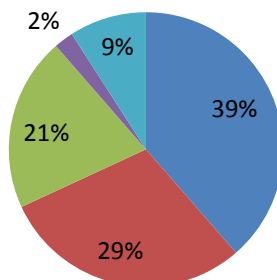
Answer Options	Response Percent
Extremely well	11.4%
Very well	45.5%
Moderately well	29.5%
Slightly well	6.8%
Not at all well	6.8%



- Extremely well
- Very well
- Moderately well
- Slightly well
- Not at all well

## 4. How likely are you to tender with Regional Procurement in future?

Answer Options	Response Percent
Extremely likely	38.6%
Very likely	29.5%
Moderately likely	20.5%
Slightly likely	2.3%
Not at all likely	9.1%

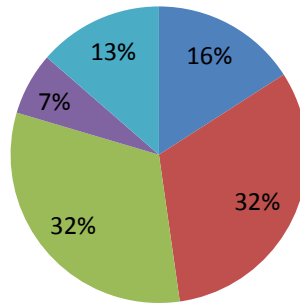


- Extremely likely
- Very likely
- Moderately likely
- Slightly likely
- Not at all likely



**5. How likely are you to recommend Regional Procurement to other Businesses?**

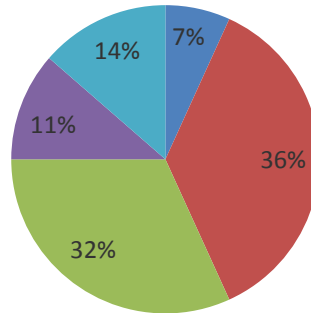
Answer Options	Response Present
Extremely likely	15.9%
Very likely	31.8%
Moderately likely	31.8%
Slightly likely	6.8%
Not at all likely	13.6%



- Extremely likely
- Very likely
- Moderately likely
- Slightly likely
- Not at all likely

**6. Please rate the feedback that Regional Procurement provides your Business in relation to tender evaluations?**

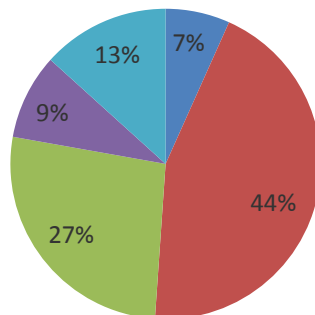
Answer Options	Response Present
Extremely informative	6.8%
Very informative	36.4%
Moderately informative	31.8%
Slightly informative	11.4%
Not at all informative	13.6%



- Extremely informative
- Very informative
- Moderately informative
- Slightly informative
- Not at all informative

**7. How would you rate the overall experience you have had with Regional Procurement?**

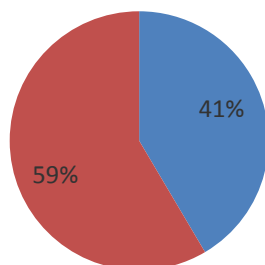
Answer Options	Response Present
Extremely positive	6.7%
Very positive	44.4%
Moderately positive	26.7%
Slightly positive	8.9%
Not at all positive	13.3%



- Extremely positive
- Very positive
- Moderately positive
- Slightly positive
- Not at all positive

**8. Can we improve the way we communicate with your Business?**

Answer Options	Response Present
Yes	41.5%
No	58.5%

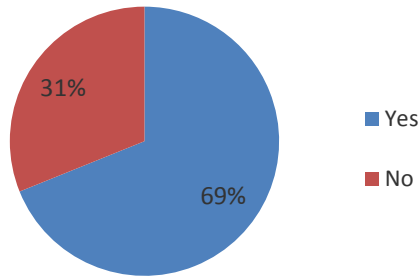


- Yes
- No



**9. Do you think that the management fee applicable to your tender is competitive?**

Answer Options	Response Percent
Yes	68.9%
No	31.1%



**10. How do we rate with our competitors in the provision of Local Government tendering services to industry?**

Answer Options	Response Percent
Poor	8.6%
Fair	28.6%
Good	51.4%
Excellent	11.4%

