

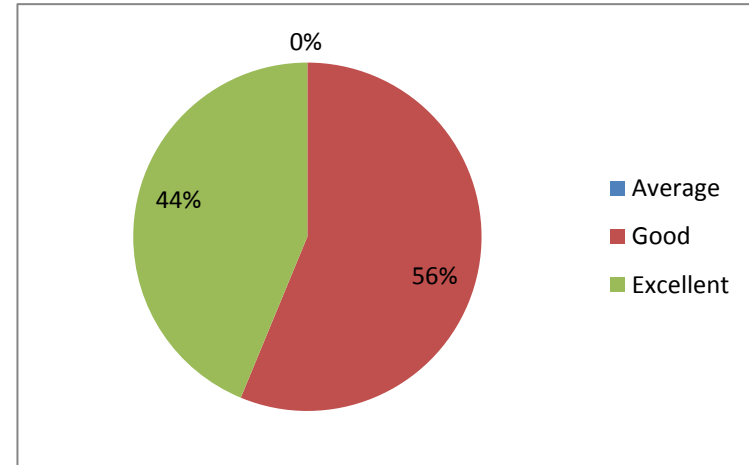
## Regional Procurement Customer Satisfaction Survey- Councils Feedback 2014

16 Councils responded to this Survey.

### 1. How would you rate the Regional Procurement Tender Process?

#### Answers

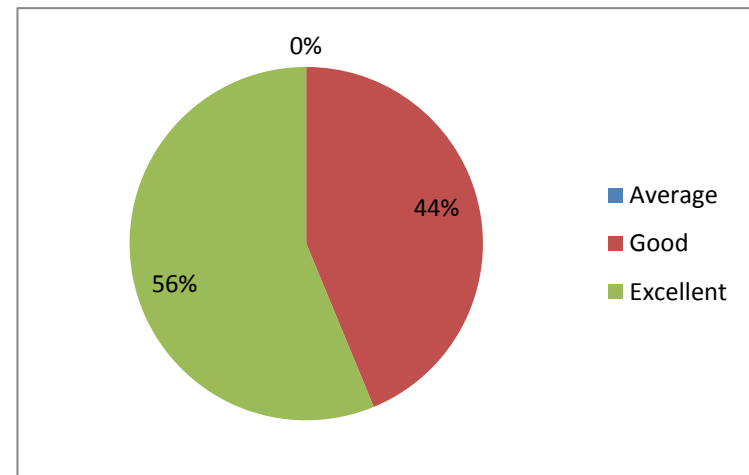
Average	0.0%
Good	56.3%
Excellent	43.8%



### 2. How would you rate our level of professionalism?

#### Answers

Average	0.0%
Good	43.8%
Excellent	56.3%



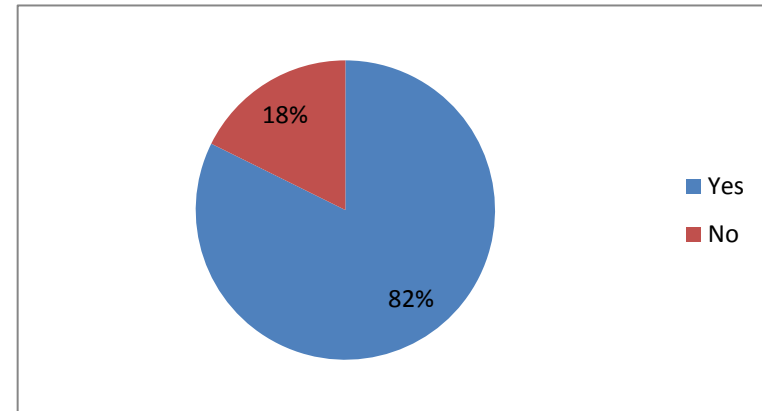
## Regional Procurement Customer Satisfaction Survey- Councils Feedback 2014

16 Councils responded to this Survey.

### 3. Is the Regional Procurement website meeting your needs?

#### Answers

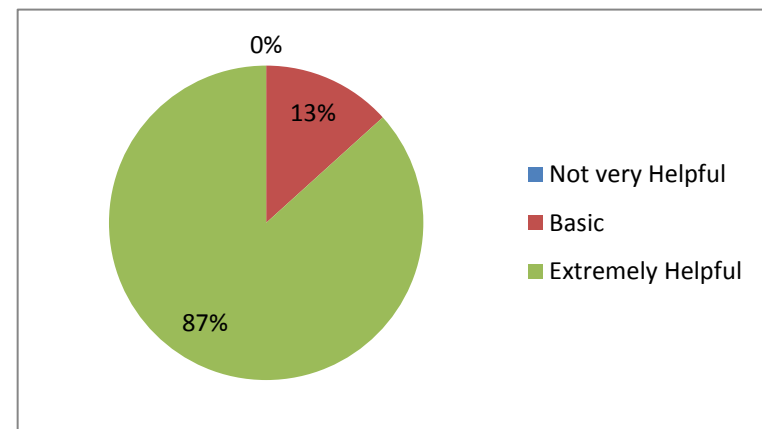
Yes	87.5%
No	18.8%



### 4. How would you rate the level of assistance provided to you by our staff members?

#### Answers

Not very Helpful	0.0%
Basic	13.3%
Extremely Helpful	86.7%



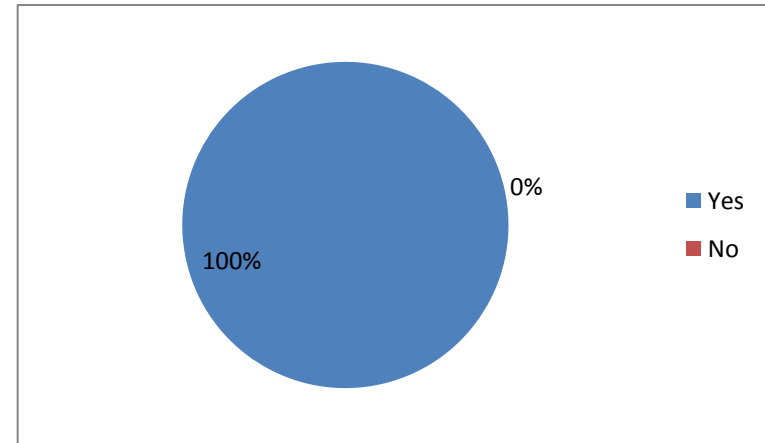
## Regional Procurement Customer Satisfaction Survey- Councils Feedback 2014

16 Councils responded to this Survey.

### 5. Is the correspondence Regional Procurement provides you relevant?

#### Answers

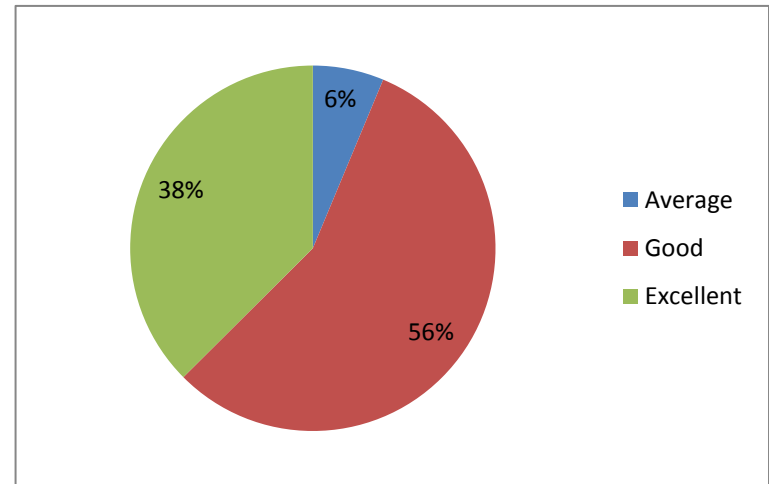
Yes	100.0%
No	0.0%



### 6. How would you rate your overall experience with Regional Procurement?

#### Answers

Average	6.3%
Good	56.3%
Excellent	37.5%



## Regional Procurement Customer Satisfaction Survey- Councils Feedback 2014

16 Councils responded to this Survey.

### 7. Would you recommend Regional Procurement to other Councils?

#### Answers

Yes	93.8%
No	6.3%

